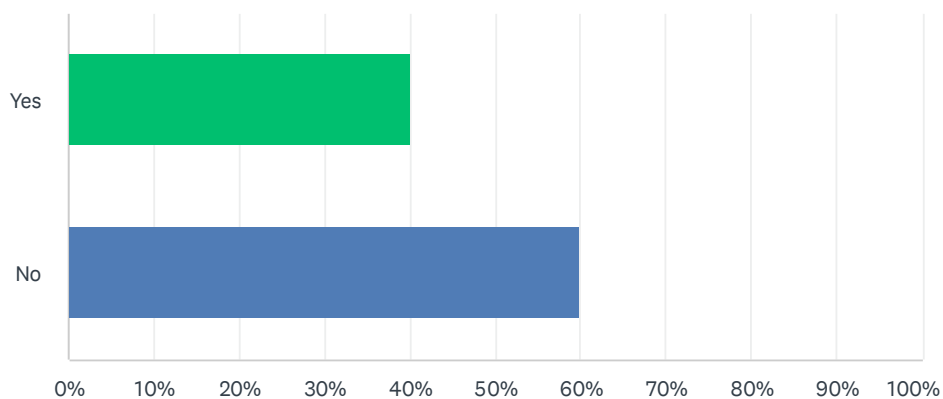


Q1 District or Charter name

Answered: 60 Skipped: 0

Q2 Do you still have teacher openings?

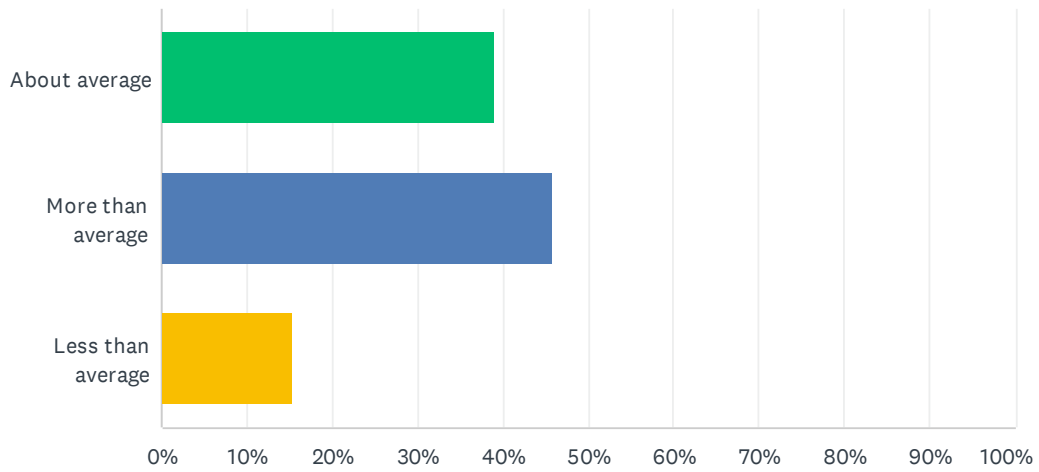
Answered: 60 Skipped: 0



ANSWER CHOICES	RESPONSES	
Yes	40.00%	24
No	60.00%	36
TOTAL		60

Q3 How would you rate your teacher turnover this year?

Answered: 59 Skipped: 1



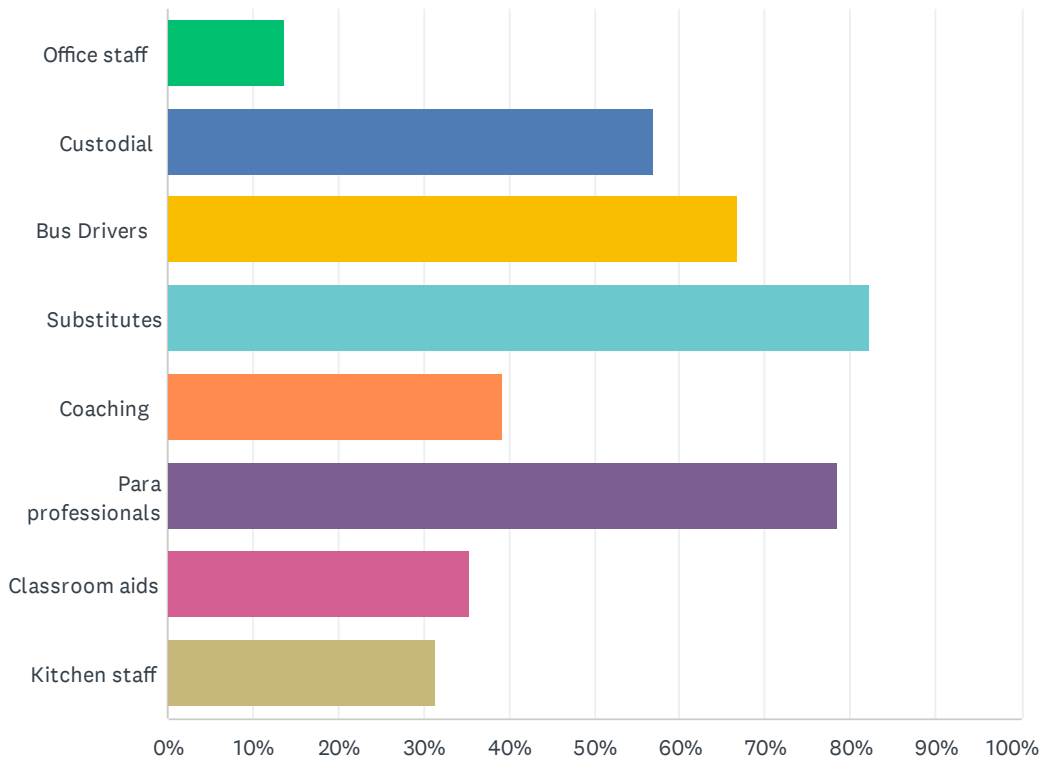
ANSWER CHOICES	RESPONSES	
About average	38.98%	23
More than average	45.76%	27
Less than average	15.25%	9
TOTAL		59

Q4 If you filled any teaching positions with a teacher on an alternative authorization please tell us how many.

Answered: 53 Skipped: 7

Q5 If you are still looking for classified positions please check all that apply

Answered: 51 Skipped: 9



ANSWER CHOICES	RESPONSES
Office staff	13.73% 7
Custodial	56.86% 29
Bus Drivers	66.67% 34
Substitutes	82.35% 42
Coaching	39.22% 20
Para professionals	78.43% 40
Classroom aids	35.29% 18
Kitchen staff	31.37% 16
Total Respondents: 51	