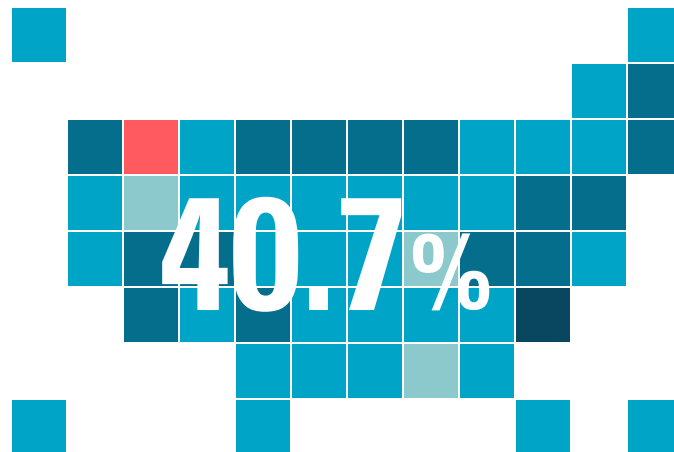


A STRONGER NATION

Learning beyond high school builds American talent



Idaho's Report 2019

Idaho's progress toward the goal

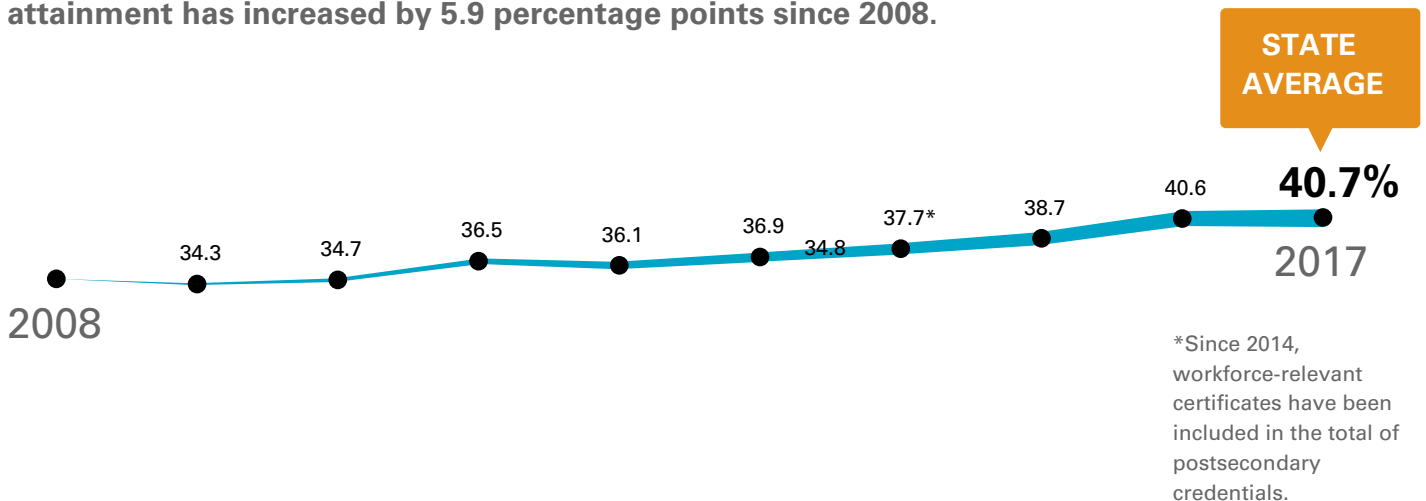
By 2025, 60 percent of Americans will need some type of high-quality credential beyond high school. To count toward this important goal, any credential must have clear and transparent learning outcomes that lead to further education and employment. **Idaho's attainment rate is 41 percent, and the state is working toward its attainment goal of 60 percent by 2025.**

Idaho is making progress in increasing educational attainment, but still lags when compared to the national average.



Idaho's progress


To reach state goals, the state will not only have to maintain current rates of attainment but also significantly increase the number of people who enroll in programs and earn all types of credentials beyond high school. With the inclusion of workforce certificates (beginning in 2014), **Idaho's overall rate of educational attainment has increased by 5.9 percentage points since 2008.**



Highest Education Level Across Idaho

IDAHO AGES 25-64

40.7% attainment



Idaho's racial and ethnic disparities

There are **significant gaps** in educational attainment that must be closed – specifically, **gaps linked to race and ethnicity. These gaps persist in every state.** Because educational attainment beyond high school has become the key determinant of economic opportunity and social mobility, **closing these gaps is crucial.**















Comparing Idaho Counties

Exploring educational attainment at the local level can be especially helpful to local leaders as they work on talent development. For example, by pinpointing counties or regions where attainment lags, resources can be targeted where they're needed most. Conversely, in areas of high attainment, other regions may find practices or processes they can emulate.

Compare degree attainment rates across Idaho's 44 counties. Attainment is shown here as the percentage of people ages 25-64 with at least an associate degree.*

sorted by COUNTY NAME ▼▲

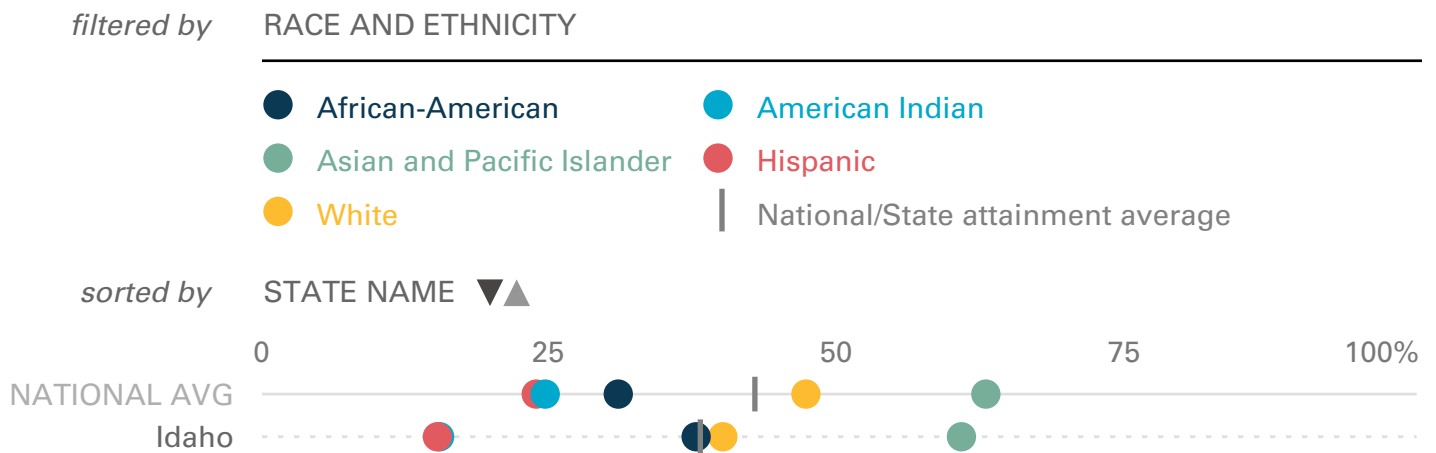
Attainment	County	Population	Pop. Rank	Attainment	County	Population	Pop. Rank
48.4%	Ada	456,849	1	28.8%	Cassia	23,664	14
26.2%	Adams	4,147	40	20.0%	Clark	873	44
38.3%	Bannock	85,269	5	25.3%	Clearwater	8,546	31
29.8%	Bear Lake	6,028	36	31.6%	Custer	4,172	39
22.2%	Benewah	9,184	30	31.3%	Elmore	26,823	13
29.6%	Bingham	45,927	7	30.4%	Franklin	13,564	22
45.9%	Blaine	22,024	17	31.0%	Fremont	13,094	23
41.8%	Boise	7,290	34	28.3%	Gem	17,379	19
30.5%	Bonner	43,560	8	22.2%	Gooding	15,124	21
40.7%	Bonneville	114,595	4	27.9%	Idaho	16,369	20
26.1%	Boundary	11,922	25	37.9%	Jefferson	28,446	12
25.6%	Butte	2,602	42	20.5%	Jerome	23,627	15
25.1%	Camas	1,102	43	35.9%	Kootenai	157,637	3
26.7%	Canyon	216,699	2	57.3%	Latah	39,333	10
33.7%	Caribou	7,034	35	30.8%	Lemhi	7,875	32

 28.8% Lewis	3,887	41	 27.9% Payette	23,215	16
 16.9% Lincoln	5,318	37	 23.8% Power	7,600	33
 56.1% Madison	39,141	11	 23.2% Shoshone	12,542	24
 25.6% Minidoka	20,729	18	 51.8% Teton	11,381	27
 34.6% Nez Perce	40,385	9	 33.0% Twin Falls	85,124	6
 22.8% Oneida	4,427	38	 39.1% Valley	10,687	28
 18.2% Owyhee	11,628	26	 22.6% Washington	10,121	29

Results by race and ethnicity in Idaho

A growing proportion of today's learners are African-American, Hispanic, and American Indian; and data show persistent and troubling gaps between their attainment levels and those of their white peers. Addressing these gaps – and expanding post-high-school learning opportunities for all – is essential to reducing the inequality that influences much of American life.

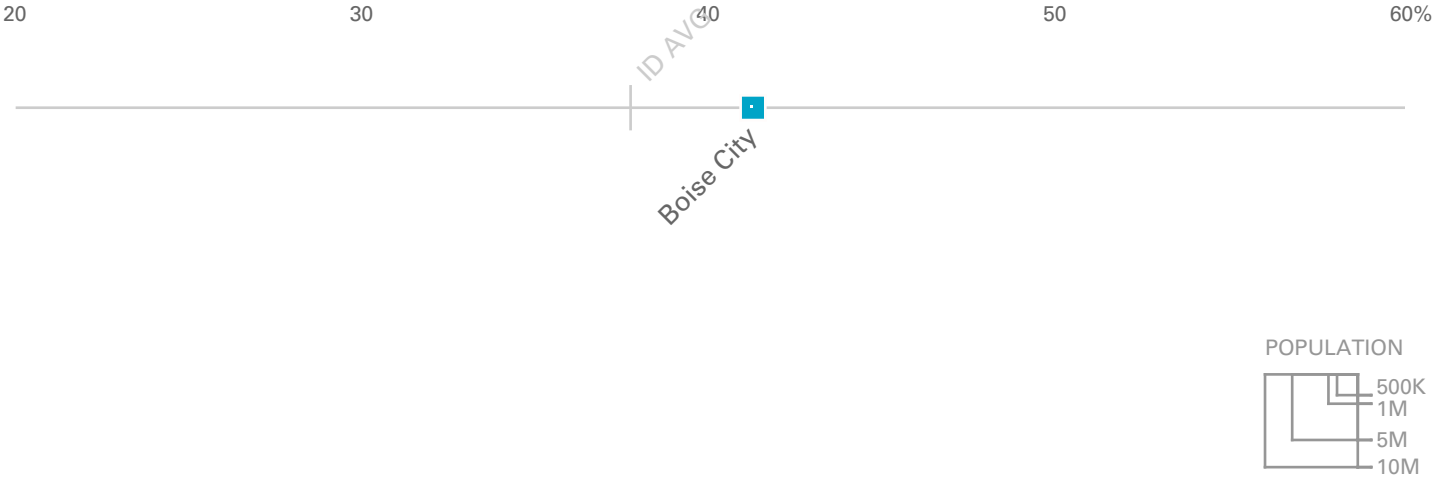
Explore **Idaho's attainment rates across five racial and ethnic groups**, and see how it performs relative to other states. Attainment is shown here as the percentage of residents, ages 25-64 with at least an associate degree.*



Idaho's metro areas

Metropolitan areas are important talent hubs, because the majority of the nation's population lives within these areas.

Explore attainment rates in Idaho's Metropolitan Statistical Areas (MSAs). Attainment is shown here as the percentage of residents, ages 25-64, with at least an associate degree.



Lumina Foundation is an independent, private foundation in Indianapolis that is committed to making opportunities for learning beyond high school available to all. We envision a system that is easy to navigate, delivers fair results, and meets the nation's need for talent through a broad range of credentials. Our goal is to prepare people for informed citizenship and for success in a global economy.



Lumina[™]
FOUNDATION

P.O. Box 1806
Indianapolis, IN 46206-1806
www.luminafoundation.org

©2019 Lumina Foundation

🐦 @LuminaFound

All rights reserved.

February 2019